

DIGITAL MICROSCOPE

TAGARNO MOVE

This microscope doesn't just provide a bunch of advanced yet intuitive features. It is also maximized flexibility and efficiency at your service.

“ We can see the **smallest details** and ensure the quality of our work

Bo Aktor Nielsen, Engineer
BB Electronics, Denmark

TAGARNO



TAGARNO MOVE

Flexible and fast quality control

Quality control in it's most flexible manner.

With a digital microscope, you can see your PCB, metal or plastic part in extremely high image quality, no matter the magnification level.

The MOVE Power box allows you to use apps during the inspection and take photos of your work.

The setup with a monitor is also more comfortable and less tiring for the operator, creating healthier and happier employees.

“Our employees chose the TAGARNO because of its user friendliness”

Loïc Boutillier, Technician Methods
ALL CIRCUITS, France

TAGARNO MOVE

An intelligent digital microscope

The MOVE has a power box with a computer that turns this agile digital microscope into your powerful new best friend.



Laser pointer

When enabled, a laser pointer will show you what area of a sample you're looking at.

Height adjustable

For maximum flexibility, adjust the microscope depending on how much space you need.

Large working area

The long arm of the TREND creates a big working area, allowing you to work with samples of all sizes.

Strong analyzer tool

A microscope, a strong computer and an analyzer tool. This is an all-in-one solution with a selection of apps available.

Document

Adding the power box also enables you to document your work with a single press of a button.



Tech specs

Take a closer look

Perform firmware updates for ongoing improvements and adding features to the intelligent microscope.


Magnification levels	0.8 – 133x +
Image quality	FHD/1080p +
Frame rates	60FPS +
Optical zoom	30x +
Working depth	760mm. +
Working height	645mm. +
Field of view	4 – 600mm. +

133 X
Magnification level

60 FPS
Ultra-high frame rates

760 MM
Working depth

1080 P
Image quality



Applications

Intelligent microscope sees smarter

With a wide range of automated apps, a TAGARNO microscope can optimize your analysis work and create more precise and objective results.

Upgrade from ZAP to MOVE

Start small, end big

Not sure what your needs are? Start by purchasing a ZAP and reserve the option to upgrade to MOVE later.

For current ZAP microscopes, it's possible to add a MOVE Power box and get access to advanced features, apps and easier documentation processes without purchasing a new microscope.

The option of adding the MOVE Upgrade kit at a later stage allows you to purchase a ZAP as your first microscope and upgrade it later if your processes or needs change.

**Flexibility at your fingertips,
without risking your investment.**



Case study

Our TAGARNOs are vital tools for PCB inspection

BB ELECTRONICS, DENMARK


After using stereo microscopes and magnifying lamps in the past, BB Electronics wanted a better and more contemporary solution.

A key benefit from a digital microscope is the ability to save and share high quality documentation with customers when performing visual inspection of production line circuit board samples.

The microscopes are also used for R&D prototype development as well as PCB repairs and rework.

After testing a wide range of digital microscopes, they chose TAGARNO because of the overall high quality solution and user friendliness.

[Read the case at tagarno.com](https://www.tagarno.com)



Available options

Choose a solution that suits your needs


	MOVE upgrade kit	MOVE
TAGARNO MOVE digital microscope	<input type="radio"/>	<input checked="" type="radio"/>
Included Apps		
Watermark application	<input checked="" type="radio"/>	<input checked="" type="radio"/>
Focus stacking application	<input checked="" type="radio"/>	<input checked="" type="radio"/>
Ruler application	<input checked="" type="radio"/>	<input checked="" type="radio"/>
Included Accessories		
MOVE power box	<input checked="" type="radio"/>	<input checked="" type="radio"/>
XPLUS control box	<input checked="" type="radio"/>	<input checked="" type="radio"/>
Advanced height adjustment	<input checked="" type="radio"/>	<input checked="" type="radio"/>
Lens +4	<input type="radio"/>	<input checked="" type="radio"/>

The perfect package

Customize your choice

Mix and match. Add any accessory and apps to your bundle and you are off.

Microscope



Accessories

Ring light (white)

View every little detail

UV Ring light

Check conformal coating

Lens 10x

Magnify at the right level

Tilting table

See sample from all angles

Apps



Measurement

Measure distances, angles, diameters and more



Image comparison

Compare sample to reference image



DXF overlay

Find small PCB components with search bar

Contact

Want to know more?

Take a look at tagarno.com or contact your local TAGARNO distributor if you want to see how you can optimize processes and improve quality.

tagarno.com

TAGARNO