


TAGARNO



TAGARNO ZIP

**Is ZIP the right
microscope for me?**

INTRODUCTION

TAGARNO ZIP

Digital microscopes have become more and more popular in many industries as they reduce work pain and have endless potential in terms of inspection, analysis and connecting data and teams.

But knowing which microscope to choose can be tricky. In this brochure, we'll help you decide if TAGARNO ZIP is the right one for you.

We'll start by briefly explaining the overall benefits of a digital microscope before going into more details about what makes the TAGARNO ZIP unique and how it can help your business.

Let's get started.



Table of content

1.	An introduction to digital microscopes	4
	• Find focus with autofocus	5
	• Discuss findings with colleagues in-person or remotely	6
	• Create consistency across inspections	6
	• Reduce work pain	7
	• A picture says more than a thousand words	8
2.	5 reasons why you should choose TAGARNO ZIP	9
	• Everything you need, nothing more	10
	• Don't worry about working height	11
	• Get started in minutes	12
	• Take it with you	13
	• A great entry product with no compromise on quality	13
3.	How to determine if ZIP is the right microscope for you	14

BENEFITS OF GOING DIGITAL

An introduction to digital microscopes

Regardless of which model you choose, a digital microscope has a variety of benefits compared to the more traditional stereo microscope.



Find focus with autofocus

When finding focus on a stereo microscope, both eyepieces need to be adjusted manually according to the sample. You might not consider that a time consuming task, but the minute it's eliminated, you'll notice the difference.

In comparison, a digital microscope has autofocus. It means that the microscope will automatically focus on the sample underneath the microscope, independently of your eye sight or eye level, eliminating the need for manual adjustment of the microscope.

It also means that you can keep your hands on the sample itself, turn it around while zooming in and out, either with the control box or a foot switch, for more efficient inspections.



Discuss findings with colleagues in-person or remotely

When using a monitor rather than an ocular to view a sample, it's easy for multiple operators to inspect and discuss a sample at the same time.

If needed, the microscope live image can also be shared to remote colleagues during online meetings.

This allows everyone to have the same level of information about the sample, creating a better foundation for solving any potential issues.

Meetings can also be held immediately after a problem occurs instead of waiting for calendars to match up for a physical meeting.

Create consistency across inspections

With presets, you'll be able to save your most used settings as a group and recall them with a press of a button.

When using presets rather than manually adjusting the microscope, you ensure that the same settings are used across all inspections.

This not only creates consistency, but is also much faster than having to adjust the microscope manually, allowing you to spend more time on the actual inspections.

++++
++++
++++
++++
++++
++++

Reduce work pain

Instead of bending your neck to see through an eyepiece or straining your eyes to see the sample clearly, a digital microscope allows you to sit up properly and look straight ahead at a monitor. This reduces headaches and makes you feel less tired at the end of the day.

Improving ergonomics thus not only affects your productivity, but can also significantly improve your job satisfaction and ability to attract new employees.

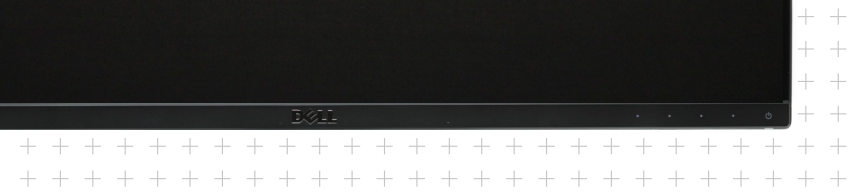


A picture says more than a thousand words

More and more businesses need to document their findings during inspections. With a stereo microscope not having documentation capabilities, some try to take a photo with their phone through the eyepieces. Unfortunately, this doesn't always result in a very good photo.

In comparison, it's often as simple as pressing a button on the control box when using a digital microscope.

The photos can then be saved for future reference or forwarded to customers or supply chain partners if something needs to be discussed in more details.



TAGARNO ZIP

5 reasons why you should choose TAGARNO ZIP

Now, let's have a look at the specific benefits of the TAGARNO ZIP and examples of when this particular microscope is the perfect fit.



BENEFIT 1

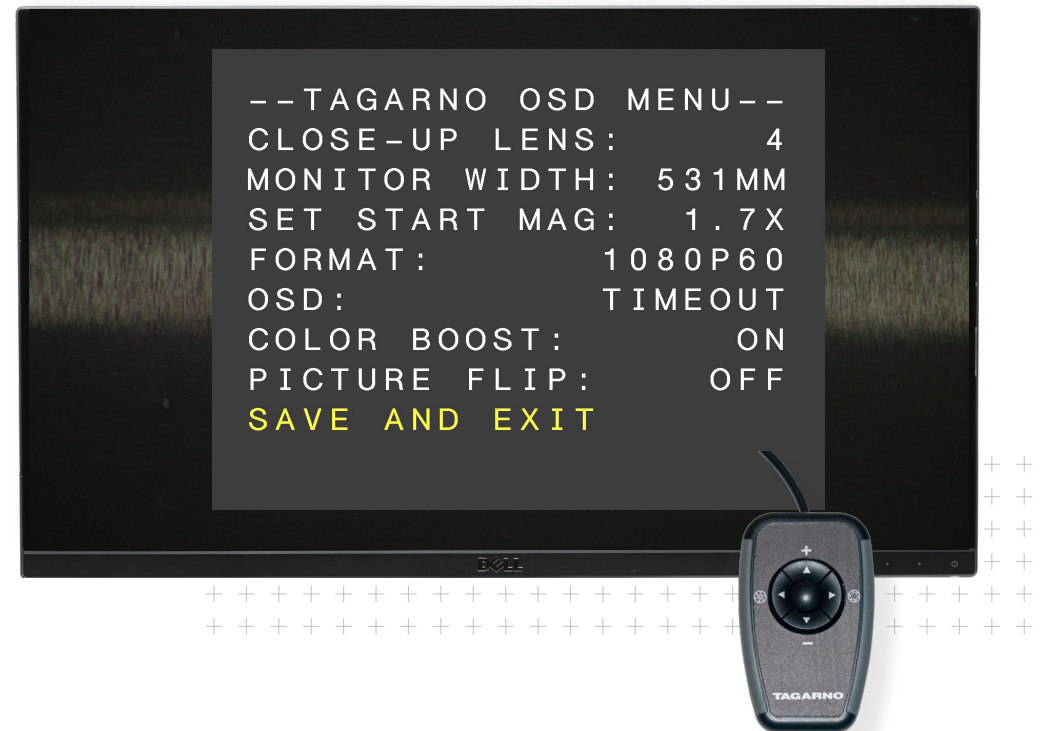
Everything you need, nothing more

The world of digital microscopy can be intimidating with all the possible software add-ons and advanced features.

If excellent image quality, built-in light and a few basic camera settings is all you need, the ZIP is your go-to microscope.

Here you'll be able to save three presets and adjust iris, gain and color boost according to the sample with the userfriendly XKEY control box for efficient inspections.

For an in-depth overview of the available features, we suggest having a look at the [technical specification comparison page](#).



BENEFIT 2

Don't worry about working height

With just one height setting, the ZIP doesn't have to be manually adjusted in between inspections.

All you need to do is adjust to the necessary magnification between 1.7x and 53x and let auto focus do its job. If the microscope is not focusing on the right area of your sample, you can always change to manual focus.

With minimal adjustment of the microscope needed, the risk of user error is reduced and you can spend more time on performing inspections rather than preparing samples.



BENEFIT 3

Get started in minutes

Unfold the arm, lock it in place, turn the camera head before connecting a few cables – and you're ready to start.

ZIP is so simple to unbox and install that you can get started with your new equipment in a matter of minutes.

If you need help setting everything up, we have an easy to follow [unboxing video](#) that guides you through the process.





BENEFIT 4

Take it with you

Weighing only 2.0 kg (4.4 lbs), the ZIP is easy to move out of the way if you're not currently using it – or you can take it with you and install it on another station if needed.

This makes ZIP a flexible system that can be moved around as needed without any noticeable downtime.



BENEFIT 5

A great entry product with no compromise on quality

With a reduced set of features, ZIP comes with lower buy-in costs. But don't worry, there's no difference in the image quality!

In fact, it's the same camera in all TAGARNO microscopes.

This makes ZIP a great entry products if you're new to world of digital microscopy – or if you want a high quality microscope without the advanced features.

IN SUMMARY

How to determine if ZIP is the right microscope for you

If you're still unsure if ZIP is the right microscope for you, consider these questions:

- Is 53x magnification enough to inspect your samples?
- Do you want a high-quality microscope with minimal need for manual adjustment and thus reduced risk of user error and more time freed up for actual inspections?
- Is built-in light and basic camera settings adequate for your inspection needs?
- Do you want a userfriendly microscope that's easy to set up and move around?

If your answer is yes to any of the above, we're confident ZIP will be a great addition to your setup.

Are you ready to get started?

[Get a quote](#)



TAGARNO

TAGARNO A/S | Finlandsvej 2 | 8700 Horsens | Denmark
+45 7625 1111 | mail@tagarno.com | www.tagarno.com